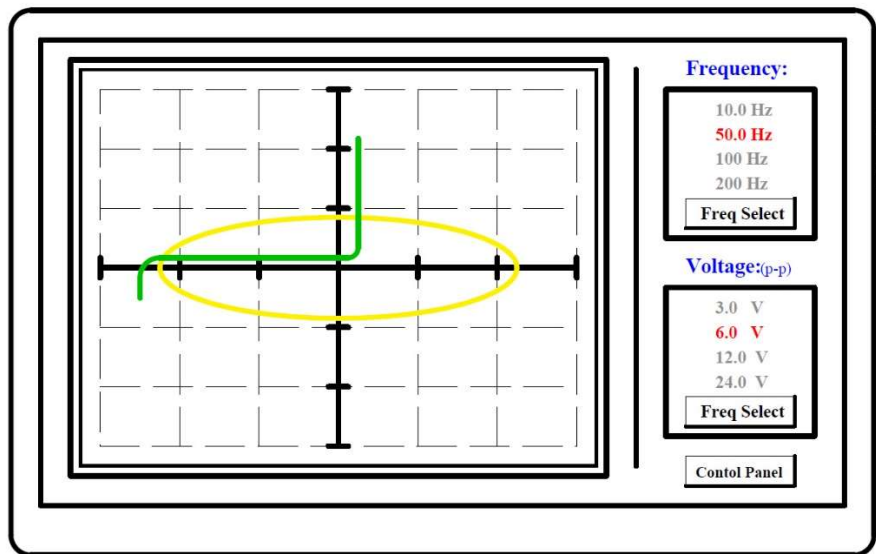


Alaonix Digital Curve Tester

Alaonix 3000 User Manual



Alaonix 7" Two Channels Touch Screen Digital Curve Tester

1. About the Device

Alaonix 3000 7" Two Channels Touch Screen Digital Curve Tracer is a small and light device. User can use it to check electronics semiconductor – transistors, diodes, zeners , capacitor and resistor.....

This device has Manual mode and Remote Mode. User can use hands to operate it or use computer to control it. Also, user can use Remote Mode to calibrate it.

Specifications:

Device Display: 7" color LCD display with Touch Pad.

Resolution: 800 x 480

Serial Baud: 9600, 8, N, 1

Waveform: Sine wave

Test Frequencies: 50Hz, 100Hz, 200Hz (< +/- 3%)

Open circuit Voltage: 6V, 12V, 24V (Peak to Peak) (< +/- 5%)

Unit Power: Output 6V-2A, Input 100v-240v

Current: < 600 mA

Dimensions: 175 x 108 x 20 mm

Weight: 285 g (10.0 Oz)

2. Before The Test

When the PCB to be measured, the power supply **MUST** be Shut off.

Must make sure that the capacitors is discharged on the PCB. High voltage charged capacitors can damage the device.

3. Turning on or turning off

To turn on the device, plug the power supply to the socket .

When the device is on, you will see:

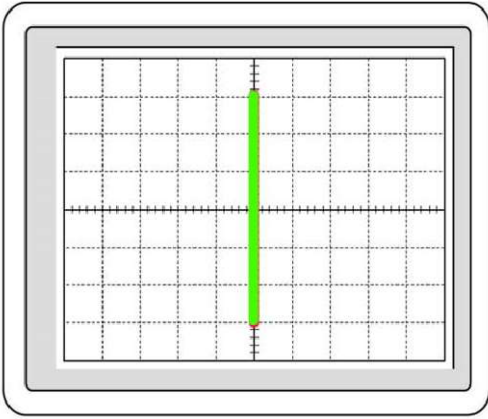
Start screen Main screen

To turn off the device, disconnecting power supply will be sufficient.

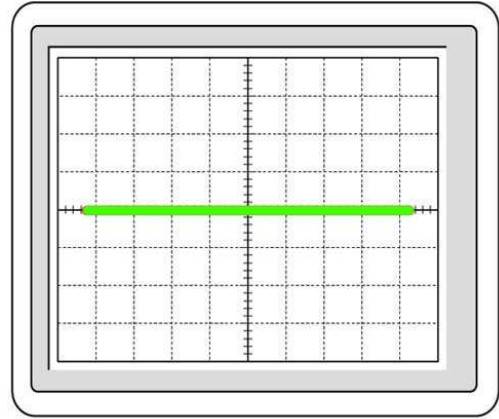
4. Device Introduction

Curve tracing is essentially a means of making a graph of current (I) versus voltage (V) called an I-V curve, to display the basic characteristics of an electronic device.

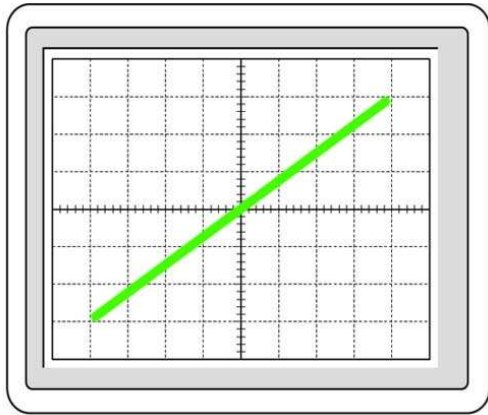
Below are some electronics semiconductors test images:



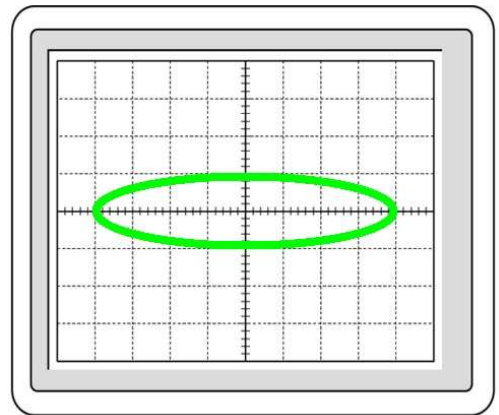
Open



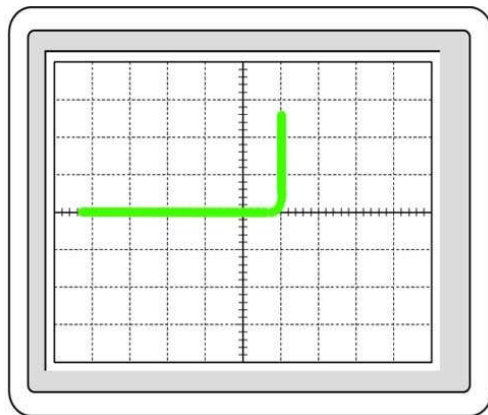
Short



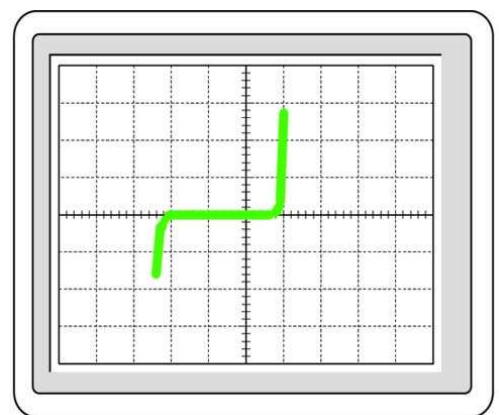
Resistor



Capacitor



Diode



Zener

5. Device Remote/Calibration Mode

The device has a Remote/Calibration function; it can allow user to Remote/Calibrate the device.

Plug the USB cable into any USB socket. You can Remote the unit.

Notice:

A terminal software and CH340 driver must be installed before you want to calibrated the device.

(Those software and driver can be downloaded from many websites. You can google these key words

“Serial communication terminal” and “CH340 Drive” to get them.)

Connect NBC cables to a scope, send One Character Command (No Line Feed and No Carriage Return)

READ THE FOLLOWING TERMS AND CONDITIONS CAREFULLY

LIABILITY WARNING:

This device should be used only for experimental purposes. It has NOT gone through extensive testing

and it could erase or corrupt some or all data on media cards that are inside the device. You assume to

take your own risk when you purchase this device, and release the responsibility and liability from the

manufacturer with no harm.

REGULATORY WARNING:

This device is intended solely for experimental purposes; it is not in finished product form and is NOT

FCC approved. If you wish to install these modules into nonexperimental final finished products, you will

be responsible to have the modules approved by the FCC at your own cost.

Support:

AlaTeam@alaonix.com